



Bocconi

Teaching Evaluation

Bachelor of Science in
International Economics and Finance

a.y. 2024-25

The image shows the exterior of a modern university building. A large concrete overhang features the text "Università Bocconi" in a large, sans-serif font. Below the name, there is a left-pointing arrow and the words "aula magna". The building's facade is composed of large glass panels that reflect the sky and surrounding environment. Several people are visible walking on the paved area in front of the building.

Università Bocconi

← aula magna

1. Student information

Academic Year

2024/2025

School

Undergraduate

Program

BIEF

Attendance

All

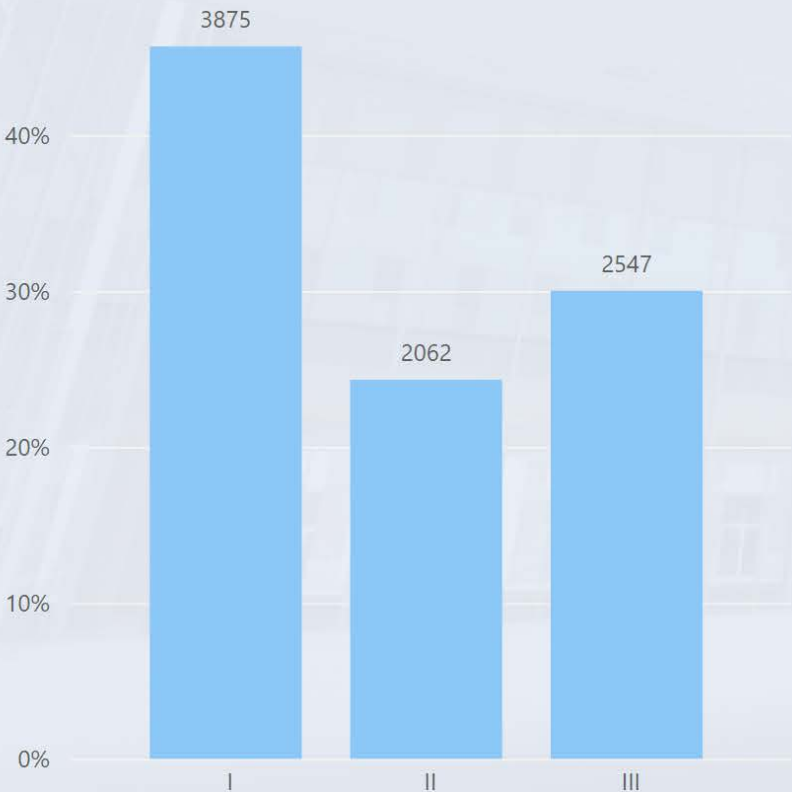
INVITATIONS

11026

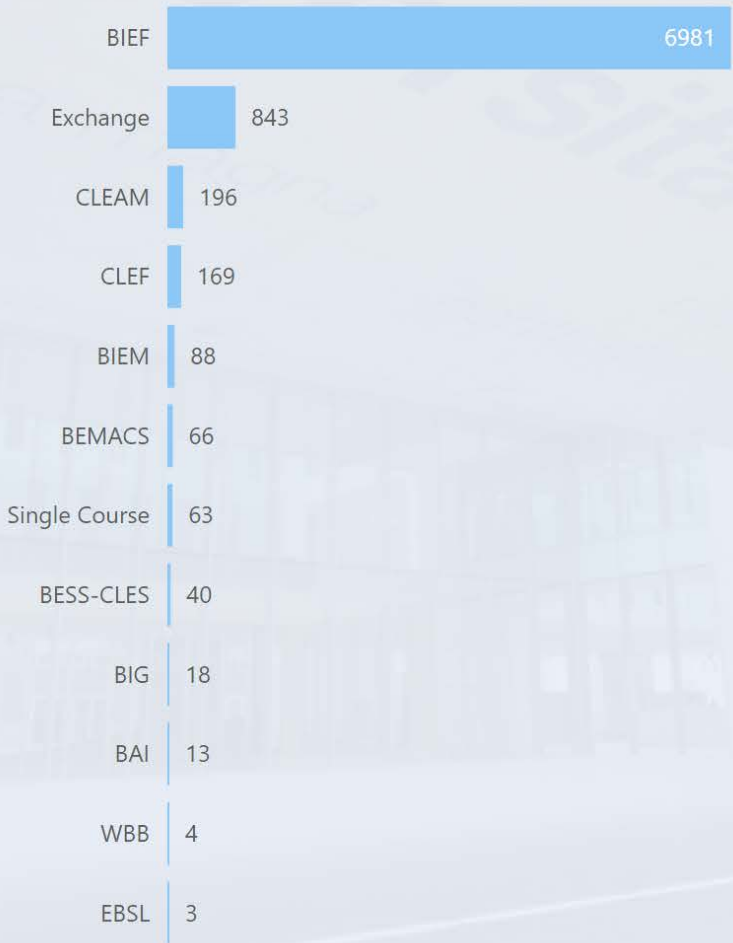
RESPONSES

8484

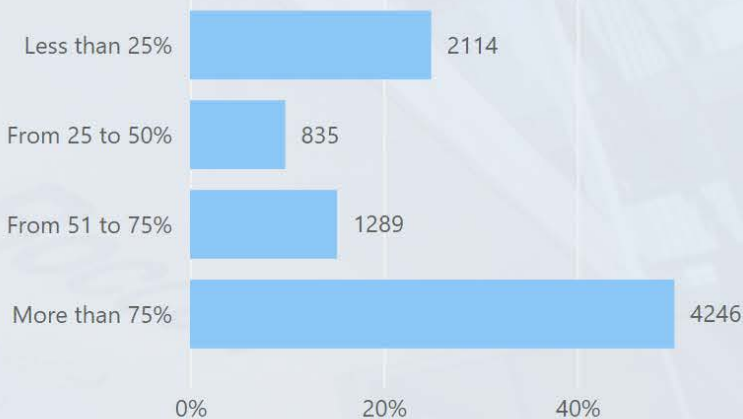
RESPONSES BY YEAR OF STUDIES



RESPONSES BY STUDENT PROGRAM



ATTENDANCE



RESPONSES BY NATIONALITY



The image shows the exterior of a modern university building. A large concrete overhang features the text "Università Bocconi" and "aula magna" with an arrow pointing left. The building has a glass facade reflecting the sky. Several people are standing near the entrance.

2. Evaluation of Attending Students

RESPONSES DISTRIBUTION OF COURSE ORGANIZATION

	1		2		3		4		5		6		7		8		9		10		Total	
Item	A.V.	%	A.V.	%	A.V.	%	A.V.	%	A.V.	%	A.V.	%	A.V.	%	A.V.	%	A.V.	%	A.V.	%	A.V.	%
1	117	2.2%	89	1.6%	108	2.0%	121	2.2%	299	5.5%	451	8.4%	745	13.8%	1145	21.2%	1119	20.7%	1201	22.3%	5395	100.0%
2	121	2.2%	98	1.8%	136	2.5%	154	2.9%	343	6.4%	445	8.3%	837	15.6%	1209	22.5%	1126	20.9%	909	16.9%	5378	100.0%
3	37	0.7%	30	0.6%	31	0.6%	53	1.0%	135	2.5%	229	4.2%	483	8.9%	928	17.2%	1352	25.0%	2131	39.4%	5409	100.0%
4	71	1.3%	63	1.2%	89	1.6%	101	1.9%	230	4.3%	361	6.7%	645	11.9%	1029	19.0%	1141	21.1%	1675	31.0%	5405	100.0%
5	68	1.3%	72	1.3%	98	1.8%	153	2.8%	294	5.4%	435	8.1%	727	13.5%	1154	21.4%	1068	19.8%	1332	24.7%	5401	100.0%
6	66	1.2%	49	0.9%	78	1.5%	139	2.6%	235	4.4%	363	6.8%	644	12.0%	999	18.6%	1031	19.2%	1770	32.9%	5374	100.0%
7	134	2.5%	103	1.9%	136	2.5%	186	3.5%	301	5.6%	387	7.2%	673	12.5%	1118	20.8%	1010	18.8%	1328	24.7%	5376	100.0%
8	30	0.6%	29	0.5%	31	0.6%	46	0.9%	121	2.3%	217	4.0%	517	9.6%	1006	18.7%	1312	24.4%	2060	38.4%	5369	100.0%
9	114	2.2%	83	1.6%	105	2.0%	169	3.2%	341	6.5%	401	7.7%	668	12.8%	957	18.3%	959	18.3%	1441	27.5%	5238	100.0%

Legend

Item Description

- 1 I am interested in the course topics.
- 2 Overall I am satisfied with the way the course has been carried out.
- 8 The course has been carried out in accordance with the syllabus published on the website.
- 5 The course material has been adequate (useful/complete) for the study of the course subject.
- 6 The exam rules and procedures have been explained clearly.
- 3 The schedule of lectures, practice and any other teaching activities has been respected.
- 9 The supplementary activities (practice, workshops, group work, etc.), if applicable, have been helpful in learning the course topics.
- 7 The workload required for this course is appropriate compared to the number of credits allocated to it.
- 4 Your prior academic knowledge was adequate for understanding the topics covered in the course and included in the examination program.

Academic Year

2024/2025

School

Undergraduate

Program

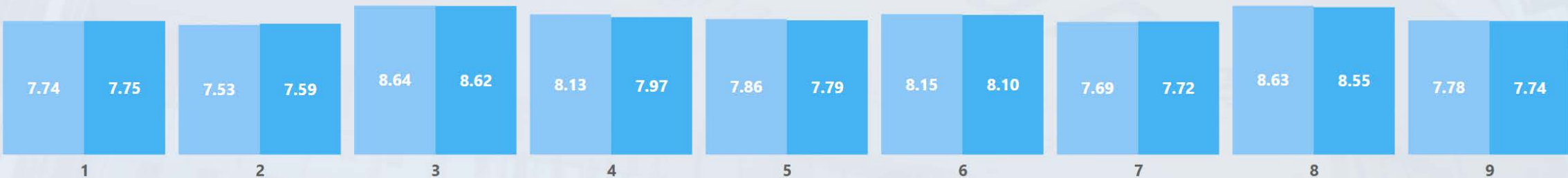
BIEF

Legend

QID Description

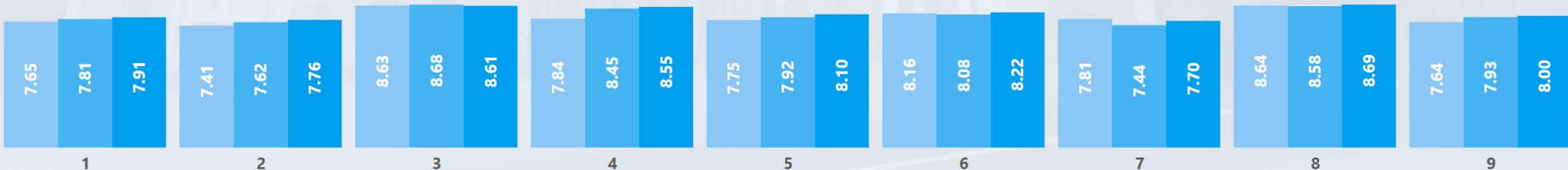
- 1 I am interested in the course topics.
- 2 Overall I am satisfied with the way the course has been carried out.
- 3 The schedule of lectures, practice and any other teaching activities has been respected.
- 4 Your prior academic knowledge was adequate for understanding the topics covered in the course and included in the examination program.
- 5 The course material has been adequate (useful/complete) for the study of the course subject.
- 6 The exam rules and procedures have been explained clearly.
- 7 The workload required for this course is appropriate compared to the number of credits allocated to it.
- 8 The course has been carried out in accordance with the syllabus published on the website.
- 9 The supplementary activities (practice, workshops, group work, etc.), if applicable, have been helpful in learning the course topics.

AVERAGE RESPONSE VALUE



Average Response Value School Average

BREAKDOWN OF AVERAGE RESPONSE VALUE BY YEAR OF STUDIES



I II III

RESPONSES DISTRIBUTION OF TEACHING ACTIVITIES

	1		2		3		4		5		6		7		8		9		10		Total	
Item	A.V.	%	A.V.	%	A.V.	%	A.V.	%	A.V.	%	A.V.	%	A.V.	%	A.V.	%	A.V.	%	A.V.	%	A.V.	%
10	122	1.5%	109	1.4%	120	1.5%	174	2.2%	296	3.7%	499	6.2%	936	11.7%	1525	19.0%	1695	21.1%	2557	31.8%	8033	100.0%
11	74	0.9%	48	0.6%	68	0.9%	86	1.1%	239	3.0%	380	4.8%	685	8.6%	1458	18.3%	1740	21.9%	3185	40.0%	7963	100.0%
12	171	2.1%	124	1.5%	170	2.1%	264	3.3%	343	4.3%	571	7.1%	981	12.2%	1434	17.9%	1488	18.5%	2481	30.9%	8027	100.0%
13	114	1.4%	115	1.4%	140	1.7%	219	2.7%	324	4.0%	555	6.9%	938	11.7%	1484	18.5%	1591	19.8%	2549	31.7%	8029	100.0%
14	126	1.6%	99	1.2%	133	1.7%	177	2.2%	363	4.5%	561	7.0%	963	12.0%	1401	17.5%	1435	17.9%	2763	34.4%	8021	100.0%

Legend

Item	Description
14	The instructor encouraged interaction during the lessons.
13	The instructor explains the topics in a clear manner.
11	The instructor is available for clarifications and explanations (even remotely).
12	The instructor stimulates interest in the course subject.
10	The teaching activity is satisfactory.

Academic Year

2024/2025

School

Undergraduate

Program

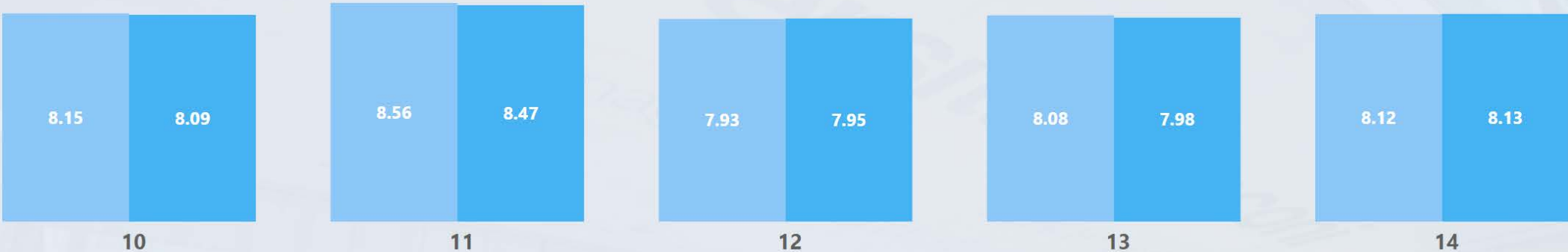
BIEF

Legend

Item Description

- 10 The teaching activity is satisfactory.
- 11 The instructor is available for clarifications and explanations (even remotely).
- 12 The instructor stimulates interest in the course subject.
- 13 The instructor explains the topics in a clear manner.
- 14 The instructor encouraged interaction during the lessons.

AVERAGE RESPONSE VALUE



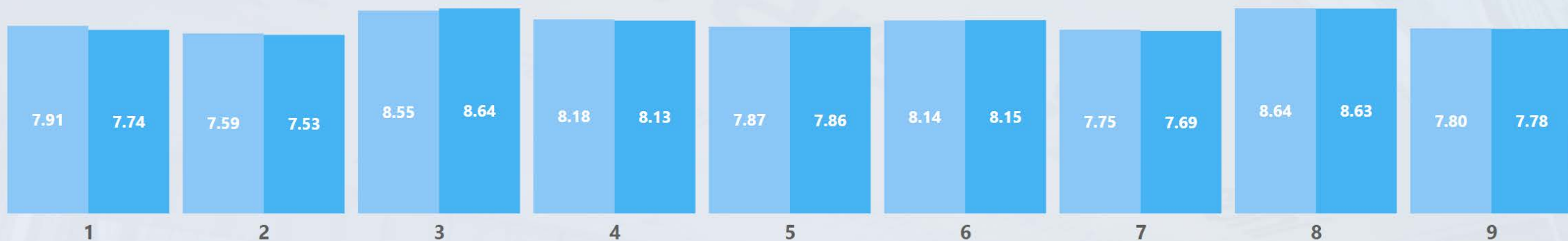
Average Response Value School Average

BREAKDOWN OF AVERAGE RESPONSE VALUE BY YEAR OF STUDIES



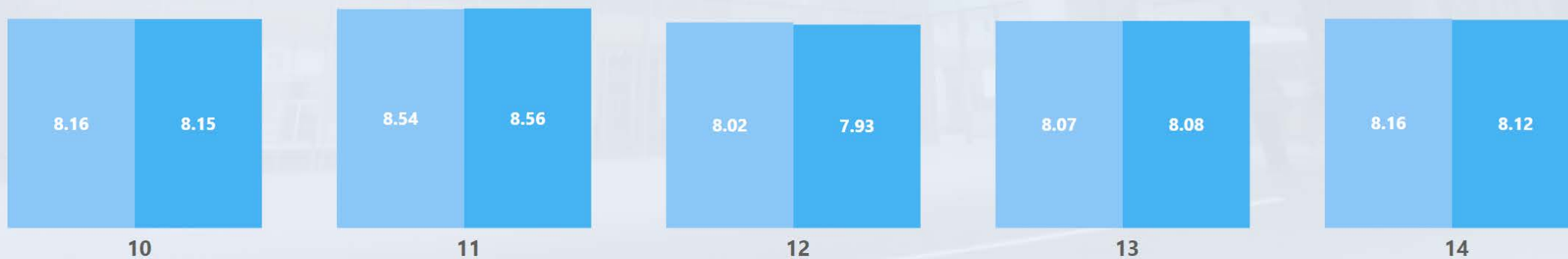
I II III

COURSE EVALUATION AVERAGE RESPONSE VALUE



● 2023/2024 ● 2024/2025

TEACHING ACTIVITIES AVERAGE RESPONSE VALUE



● 2023/2024 ● 2024/2025

The image shows the exterior of a modern university building. A large concrete overhang extends over a glass-enclosed entrance area. On the underside of this overhang, the words "Università Bocconi" are written in a large, blue, sans-serif font, with an arrow pointing left towards the entrance. Below the main text, the words "aula magna" are also visible. The building's facade is composed of many glass panels, reflecting the sky. Several people are standing near the entrance. The entire image has a blue color cast.

3. Evaluation of Non-Attending Students

MAIN REASON FOR NON-ATTENDANCE

Year of Studies	I		II		III		Total	
Response	A.V.	%	A.V.	%	A.V.	%	A.V.	%
I attended the course in a different class (not the one that was originally assigned to me)	71	16.4%	46	13.4%	52	6.4%	169	10.6%
I could not attend because I was working	66	15.2%	85	24.7%	275	33.9%	426	26.8%
I preferred to attend other courses this semester	148	34.2%	172	50.0%	252	31.1%	572	36.0%
Other reasons	148	34.2%	41	11.9%	232	28.6%	421	26.5%
Total	433	100.0%	344	100.0%	811	100.0%	1588	100.0%

Academic Year

2024/2025

School

Undergraduate

Program

BIEF

Legend

Item Description

- 15 Your prior academic knowledge was adequate for understanding the topics covered in the course and included in the examination program.
- 16 The workload required for this course is appropriate compared to the number of credits allocated to it.
- 17 The course material is adequate (useful/complete) for the study of the course subject.
- 18 The exam rules and procedures have been explained clearly.
- 19 The instructor is available for clarifications and explanations.

RESPONSES DISTRIBUTION OF COURSE ORGANIZATION

Item	1		2		3		4		5		6		7		8		9		10		Total	
	A.V.	%	A.V.	%	A.V.	%	A.V.	%	A.V.	%	A.V.	%	A.V.	%	A.V.	%	A.V.	%	A.V.	%	A.V.	%
15	59	2.9%	36	1.8%	39	1.9%	54	2.7%	204	10.1%	191	9.5%	262	13.0%	384	19.1%	248	12.3%	535	26.6%	2012	100.0%
16	72	3.6%	36	1.8%	51	2.5%	73	3.6%	222	11.1%	208	10.4%	261	13.0%	392	19.6%	234	11.7%	455	22.7%	2004	100.0%
17	73	3.6%	28	1.4%	56	2.8%	73	3.6%	218	10.9%	197	9.8%	279	13.9%	370	18.5%	233	11.6%	475	23.7%	2002	100.0%
18	51	2.6%	24	1.2%	30	1.5%	44	2.2%	186	9.4%	172	8.7%	225	11.3%	364	18.3%	287	14.5%	603	30.4%	1986	100.0%
19	45	2.3%	19	1.0%	22	1.1%	39	2.0%	168	8.5%	148	7.5%	233	11.8%	365	18.5%	286	14.5%	645	32.7%	1970	100.0%

Academic Year

2024/2025

School

Undergraduate

Program

BIEF

Legend

Item Description

- 15 Your prior academic knowledge was adequate for understanding the topics covered in the course and included in the examination program.
- 16 The workload required for this course is appropriate compared to the number of credits allocated to it.
- 17 The course material is adequate (useful/complete) for the study of the course subject.
- 18 The exam rules and procedures have been explained clearly.
- 19 The instructor is available for clarifications and explanations.

AVERAGE RESPONSE VALUE

